


UNDERFLOOR HEATING (UFH) BOARDS

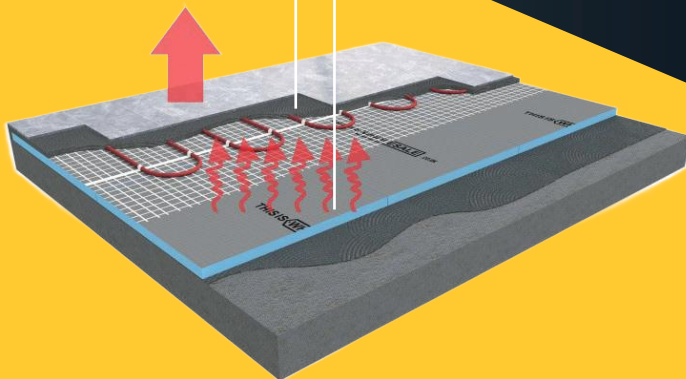
25MM INSULATED XPS FOAM BOARD



16MM
CHANNELS
FOR LAYING
10-16MM
PIPING SAVING
TIME & MONEY

**FEATURES CEMENT
FIBREMESH FACE FOR
TILING DIRECT OR
OVERLAYING WITH
OTHER FLOORING**

**FOR 10-16MM
UNDERFLOOR
HEATING PIPES**



WATERPROOF MEMBRANE


MAKE YOUR BATHROOM / WET ROOM AREA
100% WATERPROOF
ON JOINTS & CORNERS
WITH WATERPROOF MEMBRANE*



*note - requires tanking paste - sold separately

WATERPROOF INTERNAL CORNERS

IDEAL FOR SHOWER TRAYS, BATHS & CORNERS



02920 098 016



sales@tilebackerboard.co.uk



tilebackerboard.co.uk



The Levels, Capital Business
Park Cardiff CF3 2PU




TILEBACKERBOARD.CO.UK



PRICE MATCH
GUARANTEE
TO BEAT ANY
WRITTEN
QUOTATION

THE UK'S LEADER IN 6MM/10MM/12MM TILE BACKER BOARDS

1200mm x 600mm



PLUS
BULK
BULK DISCOUNTS
FOR PALLET
QUANTITIES
100/150/200/300



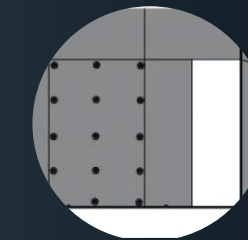
WWW.TILEBACKERBOARD.CO.UK

36MM STEEL WASHERS FOR FIXING TILE BACKER BOARDS

15
PER BOARD



2 Recommended 10/12mm for walls
6/10mm for Floors



4 Manufacturers recommend
15 fixings per board

3 Fixing to firm surface, either
direct to timber stud frame or
other using 36mm washers
(sold separately) + suitable screw

TILE BACKER WASHER BULK PACKS

500

1,000

2,000


5,000

10,000



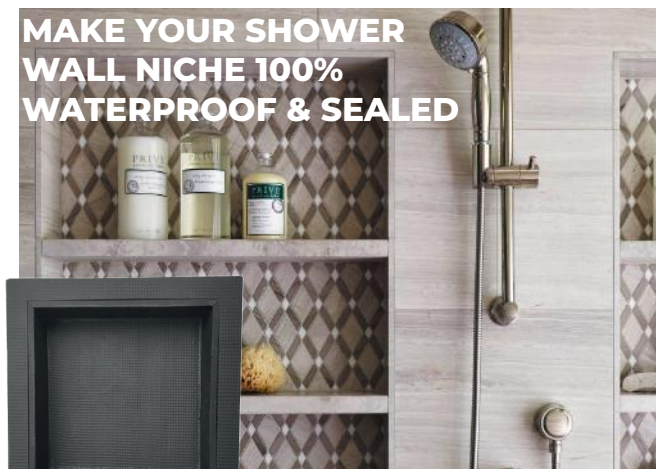
TILE BOARD SHOWER TRAYS 1200MM X 1000MM

UNIVERSAL FIT - SIMPLY CUT TO SIZE
AND TILE DIRECTLY



TILE BACKER BOARD SHOWER WALL NICHE PRE-CAST IN 1 PIECE

MAKE YOUR SHOWER
WALL NICHE 100%
WATERPROOF & SEALED



300mm x 300mm or 510mm x 300mm
89mm Deep - 10mm Thick Board*

TILE DECOUPLING MAT ANTI-CRACKING MATTING

A MUST FOR SUBFLOORS SUBJECT TO MOVEMENT / CRACKING
SUCH AS TIMBER FLOOR
BOARDS or CONCRETE



ROLLS SIZES

5sqm

20sqm

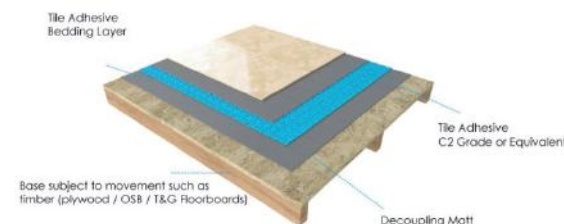
10sqm

25sqm

15sqm

30sqm

TIMBER SUBFLOOR



CONCRETE SUBFLOOR

